

# ellia®

## THE ELEMENTS COLLECTION®

### PORCELAIN AROMA DIFFUSER

## SANTA

ARM-P178

Create your perfect environment with Ellia Essential Oils and Diffusers.

Our beautiful diffusers gently lift the aroma of Ellia Essential Oils into the air to help you reduce stress, boost mental clarity, and soothe your body and mind. Ellia Diffusers are beautiful, functional centerpieces that add natural style to your home.

### REGISTER YOUR DIFFUSER

Registering your diffuser secures the benefits of your warranty (even if you lose your receipt). It also makes it easier for us to assist you if you ever have an issue with your product.

[www.ellia/product-registration](http://www.ellia/product-registration)

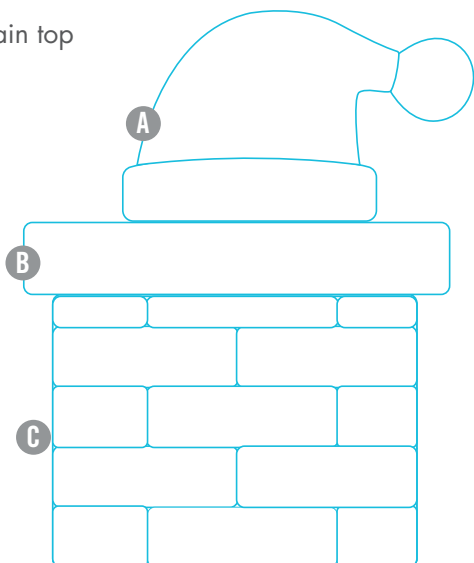


### PARTS AND PIECES

A – Porcelain top

B – Lid

C – Base

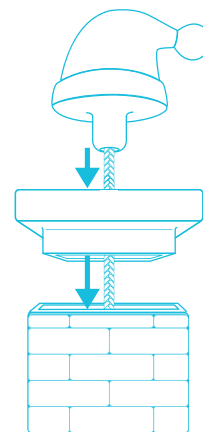

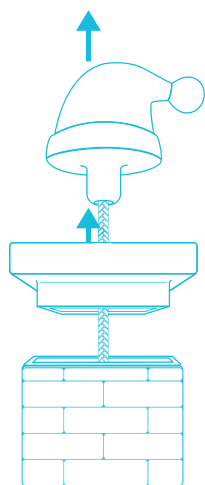


### UNIQUE FEATURES AND SPECIFICATIONS

#### Aroma

Your diffuser will provide scent for up to 2 weeks if filled with 15 ml of oil. Add another 15-ml bottle of oil as needed or when the rope wick begins to dry and the scent fades. Discoloration of the porcelain top is normal and will vary depending on the oil used. The porcelain top will also begin to fade in color when it is time to add more oil.

## HOW TO USE AND DIFFUSE



### Instructions

1. Add a few drops of oil directly to the porcelain top to start enjoying the aroma right away. Remove the porcelain top and lid from the diffuser base.
2. Remove cap and orifice reducer from the oil bottle.
3. Pour up to 15 ml of essential oil into the base.

4. Place the porcelain top and lid on the base. Allow the rope wick to drop directly into the essential oil.
5. Allow oil to completely absorb into the wick and ceramic topper to diffuse.



### ESSENTIAL OILS

Visit us online to stock up on your favorite Ellia Essential Oils, including our single notes and signature blends.

[www.ellia.com](http://www.ellia.com)

### CLEANING AND CARE

**To clean:** Remove porcelain top and lid. Use mild soap and water to clean the base, wiping the inside and outside surface with a soft cloth.

## TROUBLESHOOTING

Problem	Possible Cause	Solution
No scent	All oil has diffused	Pour a 15-ml bottle of oil to the base
Ceramic topper color has faded	All oil has diffused	Pour a 15-ml bottle of oil to the base

## ESSENTIAL OILS AND PETS

We should always exercise caution when using essential oils around our pets. Keep all essential oil and aromatherapy products (like diffusers) out of reach of pets. Keep open bottles away from pets to avoid internal consumption. We do not recommend the topical use of essential oils on pets, as they have a strong sense of smell and cannot get rid of the oil if they don't like it or it is disturbing them. When diffusing essential oils around pets, always diffuse in a well-ventilated area and leave an option for them to remove themselves from the space, such as leaving a door open. Every animal is different, so carefully observe how each animal responds when introducing an essential oil for the first time. If irritation occurs, discontinue the use of the essential oil. We recommend seeking medical attention if ingestion of essential oil occurs.

## THE ELLIA® FAMILY

Our range of eco-inspired products are designed to complement your lifestyle and decor. Once you try an Ellia diffuser, you'll want one for every room in your home. Add to your own Ellia collection or buy one as a thoughtful gift.

Browse the entire product family at [www.ellia.com](http://www.ellia.com).

## CONTACT US

Questions or concerns? We're here to help. Contact a Consumer Relations representative by phone or email to help answer any questions. Please be sure to have the model number of your product available.

### For service in the USA

[cservice@ellia.com](mailto:cservice@ellia.com)  
1-248-863-3160  
8:30am – 7:00pm EST Monday – Friday

### For service in Canada

[cservice@homedicsgroup.ca](mailto:cservice@homedicsgroup.ca)  
1-888-225-7378  
8:30am – 5:00pm EST Monday – Friday



## 1-YEAR LIMITED WARRANTY

For detailed warranty instructions, visit: [www.ellia.com](http://www.ellia.com).

To obtain warranty service on your Ellia product, contact a Consumer Relations representative by the telephone number or email address for your country of residence. Please make sure to have the model number of the product available.

### For service in the USA

[cservice@ellia.com](mailto:cservice@ellia.com)  
1-248-863-3160  
Monday – Friday, 8:30am – 7:00pm EST

### For service in Canada

[cservice@homedicsgroup.ca](mailto:cservice@homedicsgroup.ca)  
1-888-225-7378  
8:30am – 5:00pm EST Monday – Friday

©2019 HoMedics, LLC. All rights reserved. Ellia and Ellia Open Your Senses are registered trademarks of HoMedics, LLC.  
The Elements Collection is a trademark of HoMedics, LLC.